



local population




CERRO GORDO COUNTY

43,662



CLEAR LAKE

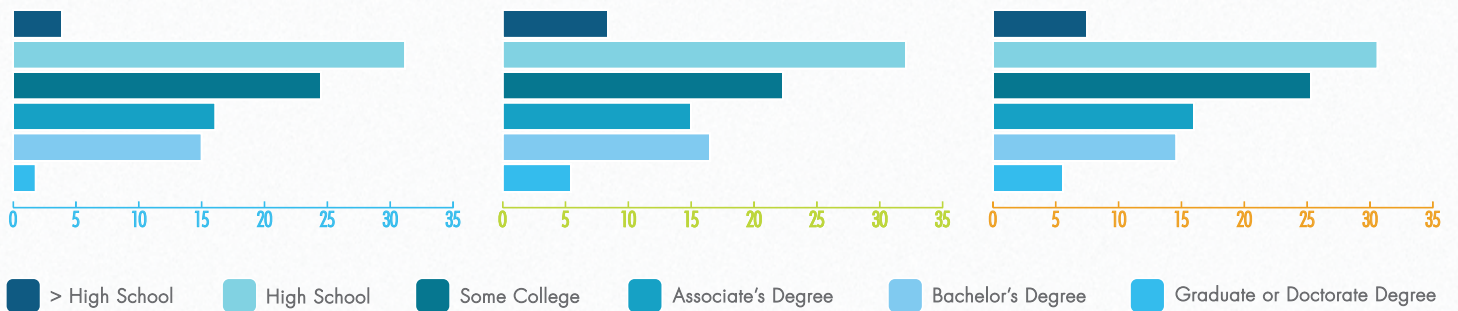
7,449



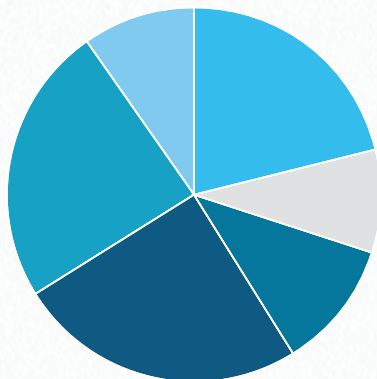
MASON CITY

27,836

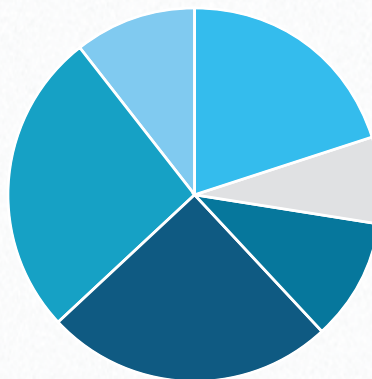
educational attainment



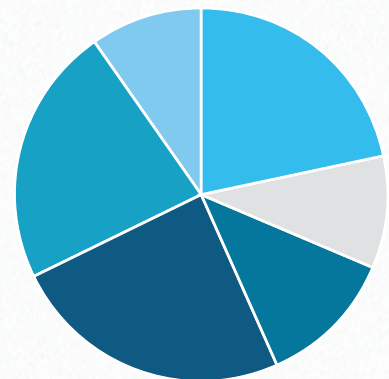
age distribution of population



CERRO GORDO COUNTY
(median age: 43.3)



CLEAR LAKE
(median age: 46)






MASON CITY
(median age: 42.1)

■ > 18 years
 ■ 19-24 years
 ■ 25-34 years
 ■ 35-54 years
 ■ 55-74 years
 ■ 75+ years

housing over view

AVERAGE HOUSEHOLD SIZE:	 2.14	 2.14	 2.18
OWNER-OCCUPIED HOMES:	13,691	2,491	8,250
TOTAL HOUSING UNITS:	22,110	4,312	13,253

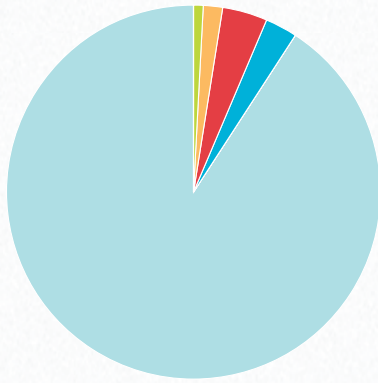
housing cost

		
STARTER	MID-LEVEL	EXECUTIVE
\$51,000 - \$143,500	\$140,000 - \$275,500	\$235,000 - \$298,500
1 or 2 BR, 1000 sq.ft., 20+ yrs old	3 or 4 BR, 1200 sq.ft, 10+ yrs old	4+ BR, 2000 sq.ft, 5+ yrs old

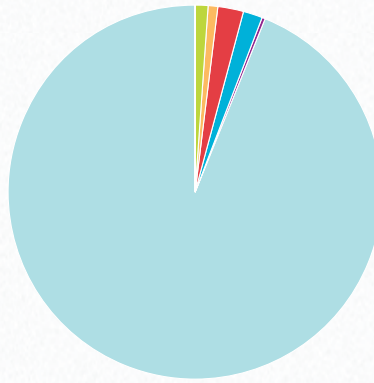
income levels

PER CAPITA:	\$ 26,841	\$ 28,163	\$ 25,580
MEDIAN HOUSEHOLD:	\$\$ 42,145	\$\$ 43,690	\$\$ 41,561
AVERAGE HOUSEHOLD:	\$\$\$ 54,438	\$\$\$ 58,754	\$\$\$ 53,120
	CERRO GORDO COUNTY	CLEAR LAKE	MASON CITY

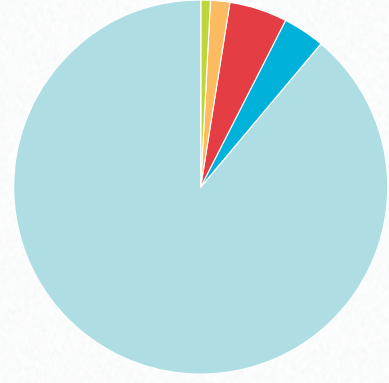
racial & ethnic composition of population



CERRO GORDO COUNTY



CLEAR LAKE



MASON CITY



workforce

	Cerro Gordo County Establishments	Cerro Gordo County Employed	Clear Lake Establishments	Clear Lake Employed	Mason City Establishments	Mason City Employed
Agriculture, Forestry, Fishing	57	135	7	15	9	22
Natural Resources & Mining	2	12	0	0	1	2
Construction	208	1,389	56	320	122	982
Manufacturing	115	5,271	18	225	84	4,966
Wholesale	110	1,016	19	83	79	898
Retail	399	5,442	93	795	285	4,563
Transportation, Warehousing, Utilities	297	2,116	27	220	41	457
Information	58	655	11	104	36	501
Finance, Insurance, Real Estate	373	2,466	97	334	252	2,075
Business & Professional Services	561	4,522	151	1,337	338	2,894
Education & Health Care Services	563	8,105	64	1,281	483	6,577
Government/Non-Profit	186	2,050	37	489	112	1,103
TOTAL ALL PRIVATE SECTOR	2,743	31,129	543	4,714	1,730	23,937
TOTAL GOVT. & NON-PROFIT	186	2,050	37	489	112	1,103
TOTAL ALL INDUSTRIES	2,929	33,179	580	5,203	1,842	25,040